



# WOOD TOUCH-UP & REPAIR

*for Production Finishers*

## WOOD TOUCH-UP AND REPAIR



**228**  
Stock Colors



### **Markers**

Page #: 1 - 5

### **Fill & Powder Sticks**

Page #: 6 - 9

### **Burn-In / Powders**

Page #: 10 - 11

### **Epoxy / Putty / Edge**

Page #: 12

### **Adhesives**

Page #: 13

### **Aerosol Cans**

Page #: 14 - 20

### **Touch-Up Kits**

Page #: 21 - 22

### **Custom Match**

Page #: CM1

# Felt Markers

## Series 1



### Code #: 1-XXXX Felt Marker / Wood & Laminate

 <b>1001</b> Clearly Maple	 <b>1002</b> Amber	 <b>* 1003</b> Light Pine	 <b>1004</b> Colonial Maple	 <b>1005</b> Light Oak	 <b>1006</b> Light Pecan	 <b>* 1007</b> Fontana	 <b>* 1008</b> Wheat
 <b>1009</b> Cherry Fruitwood	 <b>* 1010</b> Cherry Brown	 <b>* 1011</b> Burnt Umber	 <b>* 1012</b> Cherry	 <b>* 1013</b> Dk. Medium	 <b>1014</b> Nutmeg	 <b>* 1015</b> Fiddletone Cherry	 <b>* 1016</b> Village Tapestry
 <b>* 1017</b> Continental Tapestry	 <b>* 1018</b> Perfect Brown	 <b>1019</b> Extra Dark Walnut	 <b>1020</b> Universal Walnut	 <b>1021</b> Sienna	 <b>* 1022</b> Brown Mahogany	 <b>1023</b> Cordovan Mahogany	 <b>1024</b> Dk. Red Mahogany

Felt Marker Series 1 is designed for lighter to dark transparent wood finishes and laminate. Series 1 gives you the flexibility for both finish and edge repair because of the color strength and formulation of the marker base. Always test for Adhesion and Interior Use Only. We now have UV Markers in the same color that are designed for maximum adhesion (Page 5).



<b>Assortment</b> * 12 Colors (Most Popular) Code: 1-0112	<b>Assortment</b> All 24 Colors Code: 1-0124	<b>Assortment</b> All 24 Colors w/ Roll-Up Code: 1-0124MR
---	--	---

## Series 2



### Code #: 1-XXXX Felt Marker / Wood & Laminate

 <b>* 2003</b> Natural Ash	 <b>* 2516</b> Pine	 <b>2207</b> Med. Brn. Walnut	 <b>2252</b> Lt. Natural/ Brown Oak	 <b>* 2411</b> Nutmeg	 <b>2408</b> Cherry	 <b>* 2388</b> Cherry Fruitwood	 <b>* 2249</b> Perfect Brown
 <b>* 2004</b> Light Oak	 <b>* 2406</b> Salem Maple	 <b>2321</b> Lt. Natural Oak	 <b>2052</b> Dk. Med. Oak	 <b>2355</b> Medium Oak	 <b>* 2209</b> EX. Dark Walnut	 <b>2478</b> Van Dyke Brown	 <b>2246</b> Red Brown Mahogany
 <b>* 2387</b> Mahogany	 <b>2385</b> Deep Cordovan	 <b>* 2227</b> Dk. Red Mahogany	 <b>* 2365</b> Warm Walnut	 <b>2363</b> Red Dk. Walnut	 <b>2364</b> Heartwood Walnut	 <b>* 2223</b> Black	 <b>2224</b> Black Jet

Felt Marker Series 2 is designed for excellent flow and adhesion. This formulation is mainly used for repairing edges and scratches on wood and laminate. Matches or compares to existing markers in the Industry ( Competitor ). Always test for Adhesion and Interior Use Only. We now have UV Markers in the same color that are designed for maximum adhesion (Page 5).



<b>Assortment</b> * 12 Colors (Most Popular) Code: 1-0212	<b>Assortment</b> All 24 Colors Code: 1-0224	<b>Assortment</b> All 24 Colors w/ Roll-Up Code: 1-0224MR
---	--	---

## Series 3



### Code #: 1-XXXX Felt Marker / Wood & Laminate

 <b>* 3090</b> Natural Beech	 <b>3159</b> Beech / Alder	 <b>3082</b> Medium Cherry	 <b>3083</b> Medium Nat. Cherry	 <b>* 3084</b> Natural Cherry	 <b>3086</b> Medium Pearwood	 <b>3088</b> Beech	 <b>3089</b> Dark. Red Beech
 <b>* 3085</b> Dark Pearwood	 <b>* 3103</b> Cherry Wood	 <b>* 3109</b> Light Walnut	 <b>* 3303</b> Rustic Oak-T3	 <b>* 3143</b> Dark Oak	 <b>3081</b> Dark Cherrywood	 <b>* 3110</b> Medium Walnut	 <b>* 3112</b> Walnut Brown
 <b>3466</b> Walnut Sienna	 <b>* 3087</b> Pearwood	 <b>* 3113</b> Light Mahogany	 <b>* 3114</b> Dark Mahogany	 <b>3467</b> Glazed Mahogany	 <b>3468</b> Light Sienna	 <b>3469</b> Dark Sienna	 <b>3980</b> Transparent Black

Felt Marker Series 3 is designed for lighter to dark transparent wood finishes and laminate. Series 1 and 3 gives you the flexibility for both finish and edge repair because of the color strength & formulation of the marker base. Always test for Adhesion and Interior Use Only. We now have UV Markers in the same color that are designed for maximum adhesion (Page 5).



<b>Assortment</b> * 12 Colors (Most Popular) Code: 1-0312	<b>Assortment</b> All 24 Colors Code: 1-0324	<b>Assortment</b> All 24 Colors w/ Roll-Up Code: 1-0324MR
---	--	---



# Markers

## Graining Pens


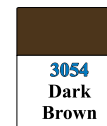
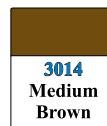



Code #: 1GP-XXXX

### Assortment

All 5 Colors

Code: 1GP-A5



We have designed these markers to make it easy for you to replace grain that is missing over wood, fill stick and burn-in stick repairs, and many more applications. A Topcoat is recommended to be used with these pens to help protect your repair. Please visit us online at [www.finishrepair.com](http://www.finishrepair.com) to see a video demo of the Graining Pens being applied.

## Clear Topcoats



Code #: 1-16-XXXX

Valve Marker / Acrylic Finish

Code #: 1-19-XXXX


Valve Marker / Polyurethane Varnish

Code #: 1-14-XXXX

Valve Marker / Lacquer Finish

Code #: 1-88-XXXX

Valve Marker / Waterbase



**Valve Marker Clear Topcoats** are formulated to help repair or remove minor surface and edge marks. Designed for medium build and flow. Choose from the four different types when working with your finish. Always check Adhesion and Interior Use Only.

**Acrylic Topcoat** = Solvent

**Polyurethane Varnish Topcoat** = Solvent

**Lacquer Topcoat** = Solvent

**Waterbase Topcoat** = Water

\* Wood Panels are only to show what a clear would look like over natural pine or oak wood.

\* Precat Finishes = We recommend Acrylic Topcoat

## Fillable Pens

### Fillable Components - Solvent

#### Fillable Valve (Metal) Components with Labels

Code #: 1-0001      1 pack w/ components & label  
 Code #: 1-0001-6K      6 pack kit w/ components & labels  
 Code #: 1-0001-12      12 pack w/ components & labels  
 Code #: 1-0001-100      100 pack w/ components & labels

#### Replacement Nibs - Acrylic Yellow (Universal)

Code #: 1-NIB-12      Sold in 12 pack only



#### Replacement Nibs Vein Line White

Code #: 1-VNIB-12  
Sold in 12 pack only

### Fillable Components - Water

#### Fillable Valve (Plastic) Components with Labels

Code #: 1-PLW      1 pack w/ components & label  
 Code #: 1-PLW-6K      6 pack kit w/ components & labels  
 Code #: 1-PLW-12      12 pack w/ components & labels  
 Code #: 1-PLW-100      100 pack w/ components & labels

#### Replacement Nibs - Acrylic Yellow (Universal)

Code #: 1-NIB-12      Sold in 12 pack only



#### Replacement Nibs Vein Line White

Code #: 1-VNIB-12  
Sold in 12 pack only

#### For Both Metal / Plastic Components

The ideal viscosity / thickness on the material should be between 18 to 25 seconds on a Zahn 2 cup.

Try to only reduce your product 5 to 10% increments at a time until desired flow is achieved.

\* One Quart grosses = 70 to 80 markers

# Valve Markers

## Series 4 - Pigmented

Code #: 1-XXXX



Valve Marker designed for lighter to dark transparent wood finishes and laminate. Felt Markers will never contain white, so that is why you will always find paints, whites, and solid colors in valve action markers.

Compares to Competitors color palette. Always check Adhesion and Interior Use Only.



### Assortment

\* 12 Colors (Most Popular)

Code: 1-4012

### Assortment

\* + \*\* 24 Colors

Code: 1-4024

### Assortment

All 48 Colors

Code: 1-4048

*4202 White	**4324 Pickle	*4031 White Antique	4102 Natural	**4300 New Fontana	4360 Natural Maple	4206 Walnut Light	4221 Honey / Caramel
4401 Almond	4236 Maple Brown	**4024 Pine	*4337 Oak Golden	**4391 Cherry Universal	4404 Fruitwood Oak	4023 Oak Spice	*4004 Cherry
4123 Natural / Honey Spice	*4411 Nutmeg	**4205 Walnut Medium	**4410 Light Fruitwood	4022 Cherry Rich	4010 Mahogany Old World	*4249 Perfect Brown	4012 Cherry Traditional
**4308 Cherry Warm	4359 Walnut	*4381 Cherry Mahogany	**4227 Dk. Red Mahogany	4408 Cherry Brown	*4229 Brown Mahogany	4008 Cherry Deep	4009 Cherry Heritage
4385 Deep Cordovan	4273 Modern Mahogany	4218 Lt. Red Mahogany	*4015 Mahogany Dk. Red	**4523 Statesman Oak	4013 Walnut Traditional	**4011 Walnut Rich	4234 Walnut Medium Dk.
**4415 Oak Lt.	*4200 Oak Natural Light	4207 Walnut American	**4478 Brown Van Dyke	*4001 Extra Dk. Walnut	4143 Raw Umber	*4002 Black	4224 Black # 2

## Basecoat



Code #: 1-BXXXX

### Assortment

All 12 Colors

Code: 1-B012

8000 White	8052 Off White	8028 Heirloom Ant. White	8011 Cream	9008 Torreón	3049 Teak
3034 # 573 Med. Tan	3057 Continental	3035 Leather Brown	3056 Chestnut Brown	3039 Walnut Sienna	3038 Walnut

Valve Marker designed for easy flow (Opaque) color. Used for touching up light and dark stained or painted wood finishes. Always check Adhesion and Interior Use Only. If you have a glaze finish, try our glaze markers below.



## Glaze



Code #: 1-GXXXX

### Assortment

All 6 Colors

Code: 1-G006

8000 White	3028 Van Dyke Brown	3017 Raw Umber	7003 Dark Red Mahogany	3021 Extra Dk. Walnut	1000 Black
---------------	---------------------------	----------------------	------------------------------	-----------------------------	---------------

Valve Marker designed to help you apply glaze without the headache of needing a quart and brush. Perfect for cabinet doors, furniture, and edge repair. You must use a protective coat to lock in glaze. Always check Adhesion and Interior Use Only.





# Valve Markers

## Enamel (Paint)



Code #: 1-XXXX



White

- C.A.B. Gloss
- C.A.B. Semi-Gloss
- C.A.B. Satin
- C.A.B. Flat
- Antique Gloss
- Antique Flat

- 8090
- 8060
- 8035
- 8010
- 8090
- 8010



Black

- Gloss
- Semi-Gloss
- Satin
- Flat

- 1090
- 1060
- 1035
- 1010

Valve Marker designed for paint finishes in wood finishes and laminate. All the whites listed below are made of C.A.B. for non-yellowing. The base is designed to adhere to most surfaces. Always check for Adhesion and Interior Use Only.




## Kids Colors (Paint)

Code #: 1-KXXXX



<b>8000</b> White	<b>8214</b> Shell	<b>9159</b> Sunflower	<b>9233</b> Pale Yellow	<b>9160</b> Mustard	<b>4049</b> Sea Grass	<b>4048</b> Sour Apple	<b>4000</b> Green
<b>4088</b> Bright Green	<b>4089</b> Turtle Green	<b>2034</b> Surf Blue	<b>2031</b> Sky Blue	<b>2088</b> Toy Blue	<b>2099</b> Pale Blue	<b>2300</b> Parker Blue	<b>2033</b> True Blue
<b>7036</b> Lilac	<b>7088</b> Mara Purple	<b>7089</b> Carlee Purple	<b>7035</b> Grape	<b>6103</b> Cotton Candy	<b>6101</b> Watermelon	<b>6104</b> Flamingo	<b>5084</b> Tangerine



Valve Marker designed for paint finishes in wood finishes and laminate. The base is designed to adhere to most surfaces, but always check for Adhesion and Interior Use Only.



## Metallics

Code #: 1-XXXX



### Assortment

All 12 Colors

Code: 1-M012

<b>M778</b> Superfine Pearl White	<b>M623</b> Fine Brilliant	<b>M242</b> Extra Brilliant	<b>M006</b> Bright Silver	<b>M106</b> Piano Gold	<b>M014</b> Bright Gold
<b>M52R</b> Gold Rich Pale	<b>M40D</b> Deep Gold	<b>M00F</b> Fire	<b>M40P</b> Pale Gold	<b>M40C</b> Copper	<b>MT44</b> Tiffany Gold

Valve Marker designed for Metallic Finishes. This base is designed to adhere to most surfaces, but always check for Adhesion and Interior Use Only. If your finish has a muddy look, try our Glaze Marker on Page 3.





# Felt Markers

## Series 1



Code #: 1-UVXXXX

Felt Marker / Wood & Laminate

<b>1001</b> Clearly Maple	<b>1002</b> Amber	<b>* 1003</b> Light Pine	<b>1004</b> Colonial Maple	<b>1005</b> Light Oak	<b>1006</b> Light Pecan	<b>* 1007</b> Fontana	<b>* 1008</b> Wheat
<b>1009</b> Cherry Fruitwood	<b>* 1010</b> Cherry Brown	<b>* 1011</b> Burnt Umber	<b>* 1012</b> Cherry	<b>* 1013</b> Dk. Medium	<b>1014</b> Nutmeg	<b>* 1015</b> Fiddletone Cherry	<b>* 1016</b> Village Tapestry
<b>* 1017</b> Continental Tapestry	<b>* 1018</b> Perfect Brown	<b>1019</b> Extra Dark Walnut	<b>1020</b> Universal Walnut	<b>1021</b> Sienna	<b>* 1022</b> Brown Mahogany	<b>1023</b> Cordovan Mahogany	<b>1024</b> Dk. Red Mahogany

Felt Marker Series 1 - UV are designed for UV cured wood finishes that are light to dark in color. You will have the flexibility for both finish and edge repair because of the color strength and formulation of the marker base. The marker base is not made up of UV, but can be compatible in most cases to allow you touch-up and repair in between UV Seal & UV Topcoat. Dries Instantly with out light to cure it. The advantage of using this marker over our normal bases is that we have added a UV Blocker and modified the base. Always test for Adhesion and Interior Use Only. Consult with your Rep or contact us for more information.



<b>Assortment</b> * 12 Colors (Most Popular) Code: 1-UV0112	<b>Assortment</b> All 24 Colors Code: 1-UV0124	<b>Assortment</b> All 24 Colors w/ Roll-Up Code: 1-UV0124MR
---	--	---

## Series 2



Code #: 1-UVXXXX

Felt Marker / Wood & Laminate

<b>* 2003</b> Natural Ash	<b>* 2516</b> Pine	<b>2207</b> Med. Brn. Walnut	<b>2252</b> Lt. Natural/ Brown Oak	<b>* 2411</b> Nutmeg	<b>2408</b> Cherry	<b>* 2388</b> Cherry Fruitwood	<b>* 2249</b> Perfect Brown
<b>* 2004</b> Light Oak	<b>* 2406</b> Salem Maple	<b>2321</b> Lt. Natural Oak	<b>2052</b> Dk. Med. Oak	<b>2355</b> Medium Oak	<b>* 2209</b> EX. Dark Walnut	<b>2478</b> Van Dyke Brown	<b>2246</b> Red Brown Mahogany
<b>* 2387</b> Mahogany	<b>2385</b> Deep Cordovan	<b>* 2227</b> Dk. Red Mahogany	<b>* 2365</b> Warm Walnut	<b>2363</b> Red Dk. Walnut	<b>2364</b> Heartwood Walnut	<b>* 2223</b> Black	<b>2224</b> Black Jet

Felt Marker Series 2 - UV are designed for UV cured finishes that need to touch-up small to large edge lines.

The marker base is not made up of UV, but can be compatible in most cases to allow you touch-up and repair in between UV Seal & UV Topcoat. Dries Instantly with out light to cure it. The advantage of using this marker over our normal bases is that we have added a UV Blocker and modified the base. Always test for Adhesion and Interior Use Only. Consult with your Rep or contact us for more information.



<b>Assortment</b> * 12 Colors (Most Popular) Code: 1-UV0212	<b>Assortment</b> All 24 Colors Code: 1-UV0224	<b>Assortment</b> All 24 Colors w/ Roll-Up Code: 1-UV0224MR
---	--	---

## Series 3



Code #: 1-UVXXXX

Felt Marker / Wood & Laminate

<b>* 3090</b> Natural Beech	<b>3159</b> Beech / Alder	<b>3082</b> Medium Cherry	<b>3083</b> Medium Nat. Cherry	<b>* 3084</b> Natural Cherry	<b>3086</b> Medium Pearwood	<b>3088</b> Beech	<b>3089</b> Dark. Red Beech
<b>* 3085</b> Dark Pearwood	<b>* 3103</b> Cherry Wood	<b>* 3109</b> Light Walnut	<b>* 3303</b> Rustic Oak-T3	<b>* 3143</b> Dark Oak	<b>3081</b> Dark Cherrywood	<b>* 3110</b> Medium Walnut	<b>* 3112</b> Walnut Brown
<b>3466</b> Walnut Sienna	<b>* 3087</b> Pearwood	<b>* 3113</b> Light Mahogany	<b>* 3114</b> Dark Mahogany	<b>3467</b> Glazed Mahogany	<b>3468</b> Light Sienna	<b>3469</b> Dark Sienna	<b>3980</b> Transparent Black

Felt Marker Series 3 - UV are designed for UV cured wood finishes that need to touch-up on the finish and edges.

The marker base is not made up of UV, but can be compatible in most cases to allow you touch-up and repair in between UV Seal & UV Topcoat. Dries Instantly with out light to cure it. The advantage of using this marker over our normal bases is that we have added a UV Blocker and modified the base. Always test for Adhesion and Interior Use Only. Consult with your Rep or contact us for more information.



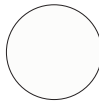
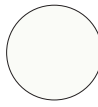


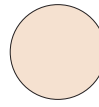
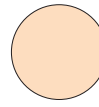
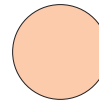
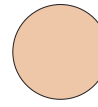
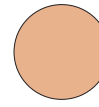
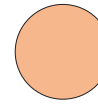
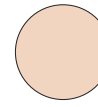
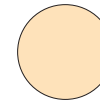
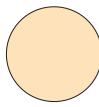
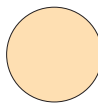



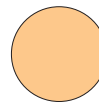

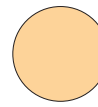
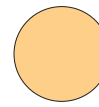























































































<b>Assortment</b> * 12 Colors (Most Popular) Code: 1-UV0312	<b>Assortment</b> All 24 Colors Code: 1-UV0324	<b>Assortment</b> All 24 Colors w/ Roll-Up Code: 1-UV0324MR
---	--	---

# Fill Sticks



## Standard Colors

Code #: 2-XXXX

ROW 1	 <b>0000</b> Clear	 <b>*8000</b> White	 <b>S100</b> Natural	 <b>8003</b> Frost Pickle	 <b>S334</b> Off White	 <b>S402</b> Champagne	 <b>8018</b> Oriental Ash	 <b>S503</b> Driftwood	 <b>S303</b> Beige Tone	 <b>S331</b> Pickle Frost	 <b>8014</b> Champagne Frost	 <b>S275</b> Seafoam/Creme
ROW 2	 <b>8016</b> Eggshell	 <b>S412</b> Antique White	 <b>S506</b> Provincial White	 <b>8005</b> Provincial White	 <b>**8001</b> Beige/Pickle	 <b>S846</b> Maple Clear	 <b>S222</b> Blonde	 <b>S359</b> Maple Interior	 <b>S332</b> Oak Light Nordic	 <b>S401</b> Almond	 <b>9105</b> Clearly Maple	 <b>**8002</b> Blonde
ROW 3	 <b>S415</b> Oak Light Golden	 <b>*5019</b> Fontana	 <b>S360</b> Honey Maple	 <b>S300</b> Fontana	 <b>**8031</b> Modern Mahogany	 <b>S404D</b> Dark Fruitwood	 <b>S102</b> Natural Tone	 <b>S330</b> Sandstone	 <b>5011</b> Light Cherry	 <b>9001</b> Yellow Oxide	 <b>9019</b> Natural Oak	 <b>**3043</b> Fiddleback
ROW 4	 <b>S504</b> Pine Winter	 <b>S516</b> Pine	 <b>S101</b> Natural Amber	 <b>S869</b> Natural IV	 <b>3001</b> Amber	 <b>S831</b> Bamboo	 <b>S522</b> Statesman Oak	 <b>S329</b> Fiesta	 <b>S233</b> Wheat	 <b>S052</b> Medium Oak	 <b>S206</b> Light Walnut	 <b>9016</b> Golden Oak
ROW 5	 <b>S404L</b> Light Fruitwood	 <b>S240</b> Colonial Maple	 <b>S411</b> Nutmeg	 <b>S237</b> Medium Rock	 <b>*3015</b> Nutmeg	 <b>S236</b> Brown Maple	 <b>S841</b> Honey Walnut	 <b>**9002</b> Colonial Maple	 <b>S842</b> Light Fruitwood	 <b>*3006</b> Dark Medium	 <b>8004</b> Taupe	 <b>S225</b> Rock Maple
ROW 6	 <b>S333</b> Heritage Oak	 <b>S229</b> Brown Mahogany	 <b>S840</b> Candlelight Cherry	 <b>S847</b> Red Brown Mahogany	 <b>S218</b> Light Red Mahogany	 <b>S833</b> Dark Golden	 <b>*7004</b> Brown Mahogany	 <b>*5001</b> Burnt Sienna	 <b>S843</b> Medium Fruitwood	 <b>S307</b> Heartwood Cherry	 <b>S408</b> Cherry	 <b>5004</b> Reddish Maple
ROW 7	 <b>S839</b> Rustic Cherry	 <b>**3003</b> Charter Oak	 <b>S234</b> Medium Dark	 <b>S838</b> Old World Mahogany	 <b>S837</b> Medium Hickory	 <b>S834</b> Gunstock Walnut	 <b>S135</b> Bay/Cherry	 <b>S848</b> Light Brown	 <b>S835</b> Heritage Cherry	 <b>S115</b> Deep Mahogany	 <b>S227</b> Dark Red Mahogany	 <b>S207</b> Medium Brown
ROW 8	 <b>5009</b> Cherry	 <b>5006</b> Brown Fruitwood	 <b>**7001</b> Red Dark Walnut	 <b>S209</b> Extra Dark Walnut	 <b>3054</b> Dark Brown	 <b>**3012</b> Maison Brown	 <b>3025</b> Cherry Fruitwood	 <b>*3016</b> Perfect Brown	 <b>*3023</b> Burnt Umber	 <b>**7003</b> Dark Red Mahogany	 <b>6002</b> Fiddletone Cherry	 <b>*3004</b> Cherry Brown
ROW 9	 <b>3029</b> Village Tapestry	 <b>**3028</b> Van Dyke Brown	 <b>**3010</b> Heartwood Walnut	 <b>*3021</b> Extra Dark Walnut	 <b>**3044</b> Natural Walnut	 <b>*7005</b> Cordovan Mahogany	 <b>3009</b> Dark Walnut	 <b>3018</b> Universal Walnut	 <b>S358</b> Dark Walnut	 <b>*1000</b> Black	 <b>7006</b> Cranberry	 <b>2001</b> Denim

\* If you have a Competitors Fill Stick, please see all colors that start with SXXX. It could compare or match desired color needed. Please contact your Rep if you any questions on Code / Color Name.

# Fill Sticks

228  
Stock Colors

R O W	10												
	11												

## Metallic Colors

Code #: 2-XXXX

R O W	12M												
-------------	-----	--	--	--	--	--	--	--	--	--	--	--	--

## Transparent

Code #: 2-XXXX

R O W	T												
-------------	---	--	--	--	--	--	--	--	--	--	--	--	--

## Series 1 - Colors

Code #: 2-XXXX-S1

\* Matched to our Series 1 Markers

R O W	S1A												
	S1B												

## Series 2 - Colors

Code #: 2-XXXX-S2

\* Matched to our Series 2 Markers

R O W	S2A												
	S2B												

\* If you have a Competitors Fill Stick, please see all colors that start with SXXX. It could compare or match desired color needed. Please contact your Rep if you any questions on Code / Color Name.



# Fill Sticks



## Kids Colors

Code #: 2K-XXXX

R O W												
	8000 White	8214 Shell	9159 Sunflower	9233 Pale Yellow	9160 Mustard	4049 Sea Grass	4048 Sour Apple	4000 Green	4088 Bright Green	4089 Bright Green	2034 Surf Blue	2031 Sky Blue
R O W												
	2088 Toy Blue	2099 Pale Blue	2300 Parker Blue	2033 True Blue	7036 Lilac	7088 Mara Purple	7089 Carlee Purple	7035 Grape	6103 Cotton Candy	6101 Watermelon	6104 Flamingo	5084 Tangerine

**Fill Sticks** are used to fill scratches, cracks, holes, and any other small defect area. It is ideal to use our Fill Stick Scraper when removing extra color around repair or filled area. Please don't use a rag or cloth because it may first appear that the defect area is filled, but when you use a protection coat you will see that the rag or cloth has pulled some of the color out.

If someone or something can touch your repair, then we highly recommend using a protection coat ( Sealer, Topcoat, or Clear Resin ). Interior Use Only. \* If you have a Competitors Fill Stick, please see all color that start with **SXXXX**. It could compare or match desired color needed. Please contact your Rep if you any questions on Code / Color Name.



### Plastic Scraper Only

Code #: 2-SR Each

\* Color could change between Blue, Orange, or Yellow

### Plastic Scraper Holder

Code #: 2-SRH Each

## Assortments



### Standard Colors

- Assortment**  
\*12 (Most Popular) Colors  
Code: 2-0012
- Assortment**  
\*\*24 (Most Popular) Colors  
Code: 2-0024
- Assortment**  
\*72 (62 = S Colors) Colors  
Code: 2-0072
- Assortment**  
All 144 Colors (Row1-R12)  
Code: 2-0144
- Assortment**  
All 228 Colors  
Code: 2-0228

### Transparent Colors

**Assortment**  
All 12 Transp. Colors  
Code: 2T-0012

### Kids Colors

**Assortment**  
All 24 Kids Colors  
Code: 2K-0024



**Fill Stick Training**  
www.finishrepair.com

### Series 1 Colors

**Assortment**  
All 24 S1 Colors  
Code: 2-S1-0024

### Series 2 Colors

**Assortment**  
All 24 S2 Colors  
Code: 2-S2-0024

# Powder Sticks

## Standard 48 Colors

Code #: 7B-XXXX

**Powder Sticks** ( Formerly Background Sticks ) are used to add or alter color when repairing and touching up wood. These sticks allow for you to replace color on raw or finished edges and flat surfaces. The old way would require you to use powders, but this new way is almost as easy as using pastels on a canvas.

These sticks are designed for blending colors to achieve the color match. Please make sure to add a protection coat ( Sealer or Topcoat ) to lock in color. To see the Powder Stick in action, visit us at [www.finishrepair.com](http://www.finishrepair.com)



**Custom Match**  
Page: CM1

Assortment	
*12 Colors	Code: 7B-0012
Assortment	
**24 Colors	Code: 7B-0024
Assortment	
All 48 Colors	Code: 7B-0048



Step 1



Step 2



Step 3



Step 4

*8000 White	**8303 Beige Tone	**8001 Wheat	**8031 Natural Maple	**8330 Lt. Nat. Oak	**8360 Honey Maple	**9001 Yellow Oxide	*8240 Ginger Brown	9016 Golden Oak	**3015 Nutmeg	9002 Colonial Maple	**3408 Cayenne
3006 Dk. Med. Walnut	*9020 Raw Sienna	**5030 Rock Maple	9012 Natural	*3023 Burnt Umber	**3003 Charter Oak	*5001 Burnt Sienna	*3358 True Brown	6002 Fiddletone Cherry	*7003 Mahogany	3025 Cherry Fruitwood	5009 Cherry
**7218 Lt. Red Mahogany	*5020 Heritage Cherry	7004 Brown Mahogany	3004 Cherry Brown	7115 Deep Red Mahogany	*3016 Perfect Brown	5006 Brown Fruitwood	*7005 Cordovan Mahogany	3049 Lt. Med. Walnut	3012 Maison Brown	3048 Medium Walnut	**3030 Van Dyke Brown
*3017 Raw Umber	3209 Extra Dk. Walnut	*1000 Black	9000 Bright Yellow	5000 Orange	6000 Red	4000 Green	2000 Blue	9105 Piano Gold	9015 Gold Rich Pale	1005 Silver	6152 Copper

## Series 1 - Colors

Code #: 7B-XXXX-S1

R O W												
	1001 Clearly Maple	1002 Amber	1003 Light Pine	1011 Burnt Umber	1012 Cherry	1005 Light Oak	1006 Light Pecan	1007 Fontana	1008 Wheat	1004 Colonial Maple	1009 Cherry Fruitwood	1010 Cherry Brown
R O W												
	1013 Dk. Medium	1014 Nutmeg	1015 Fiddletone Cherry	1016 Village Tapestry	1017 Continental Tapestry	1018 Perfect Brown	1019 Extra Dk. Walnut	1020 Universal Walnut	1021 Sienna	1022 Brown Mahogany	1023 Cordovan Mahogany	1024 Dk. Red Mahogany

\* Matched to our Series 1 Markers

Assortment	
All 24 Colors	Code: 7B-S1-24

## Series 2 - Colors

Code #: 7B-XXXX-S2

R O W												
	2003 Natural Ash	2516 Pined	2207 Med. Brn. Walnut	2252 Lt. Natural/Brown	2411 Nutmeg	2408 Cherry	2388 Cherry Fruitwood	2249 Perfect Brown	2004 Light Oak	2406 Salem Maple	2321 Lt. Natural Oak	2052 Dk. Med. Oak
R O W												
	2355 Medium Oak	2209 EX. Dark Walnut	2478 Van Dyke Brown	2246 Red Brown Mahogany	2387 Mahogany	2385 Deep Cordovan	2227 Dk. Red Mahogany	2365 Warm Walnut	2363 Red Dk. Walnut	2364 Heartwood Walnut	2223 Black	2224 Black Jet

\* Matched to our Series 2 Markers

Assortment	
All 24 Colors	Code: 7B-S2-24



# Burn-In Sticks & Powders

Row 1 to 11 colors are for Burn-In Sticks & Powders

ROW 1	0000 Clear	*8000 White	*8003 Frost Pickle	*8014 Champagne Frost	8005 Provincial White	*5019 Fontana	8031 Modern Mahogany	8001 Beige / Pickle	*9105 Clearly Maple	*8002 Blonde	*3043 Fiddleback	5011 Light Cherry
ROW 2	*9001 Yellow	9019 Natural	*3001 Amber	9016 Golden	*3015 Nutmeg	9002 Colonial Maple	*3006 Dk Med Walnut	8004 Taupe	*7004 Brown Mahogany	*5001 Burnt Sienna	5004 Reddish Maple	*3003 Charter Oak
ROW 3	*5009 Cherry	5006 Brown Fruitwood	7001 Red Dark Walnut	*1000 Black	3054 Dark Brown	*3012 Maison Brown	3025 Cherry Fruitwood	3016 Perfect Brown	*3023 Burnt Umber	*7003 Dk Red Mahogany	*6002 Fiddletone Cherry	*3004 Cherry Brown
ROW 4	3029 Village Tapestry	*3028 Van Dyke Brown	*3010 Heartwood Walnut	*3021 Extra Dk Walnut	3044 Natural Walnut	7005 Cordovan Mahogany	3009 Dark Walnut/Oak	3018 Universal Walnut	7006 Cranberry	2001 Denim	4020 Green	2008 Blue Yorkshire

\* Color #: 0000 is only made in Burn-In Sticks. There is NO # 0000 in Powders.

## Series 1 - Colors

\* Matched to our Series 1 Markers / Fill Sticks

ROW 5	1001 Clearly Maple	1002 Amber	1003 Light Pine	1011 Burnt Umber	1012 Cherry	1005 Light Oak	1006 Light Pecan	1007 Fontana	1008 Wheat	1004 Colonial Maple	1009 Cherry Fruitwood	1010 Cherry Brown
ROW 6	1013 Dk. Medium	1014 Nutmeg	1015 Fiddletone Cherry	1016 Village Tapestry	1017 Continental Tapestry	1018 Perfect Brown	1019 Extra Dark Walnut	1020 Universal Walnut	1021 Sienna	1022 Brown Mahogany	1023 Cordovan Mahogany	1024 DK. Red Mahogany

## Series 2 - Colors

\* Matched to our Series 2 Markers / Fill Sticks

ROW 7	2003 Natural Ash	2516 Pine	2207 Med. Brn. Walnut	2252 Lt. Natural/ Brown	2411 Nutmeg	2408 Cherry	2388 Cherry Fruitwood	2249 Perfect Brown	2004 Light Oak	2406 Salem Maple	2321 Lt. Natural Oak	2052 Dk. Med. Oak
ROW 8	2355 Medium Oak	2209 EX. Dark Walnut	2478 Van Dyke Brown	2246 Red Brown Mahogany	2387 Mahogany	2385 Deep Cordovan	2227 Dk. Red Mahogany	2365 Warm Walnut	2363 Red Dk. Walnut	2364 Heartwood Walnut	2223 Black	2224 Black Jet

## Metallic Colors - Burn-In Stick Flat & Powders

ROW 9	M778 Superfine Pearl White	M623 Fine Brilliant	M242 Extra Brilliant	1006 Bright Silver	9106 Piano Gold	9014 Bright Gold	M52R Gold Rich Pale	M40D Deep Gold	M00F Fire	M40P Pale Gold	M40C Copper	MT44 Tiffany Gold
-------	----------------------------	---------------------	----------------------	--------------------	-----------------	------------------	---------------------	----------------	-----------	----------------	-------------	-------------------

## Kids Colors - Burn-In Stick Flat & Powders

ROW 10	8000 White	8214 Shell	9159 Sunflower	9233 Pale Yellow	9160 Mustard	4049 Sea Grass	4048 Sour Apple	4000 Green	4088 Bright Green	4089 Turtle Green	2034 Surf Blue	2031 Sky Blue
ROW 11	2088 Toy Blue	2099 Pale Blue	2300 Parker Blue	2033 True Blue	7036 Lilac	7088 Mara Purple	7089 Carlee Purple	7035 Grape	6103 Cotton Candy	6101 Watermelon	6104 Flamingo	5084 Tangerine

## Burn-In Sticks - Transparent Colors

Transparent Colors listed below are available in Burn-In Sticks ( 6G-XXXX Series / Gloss). For Clear Water White use # 0000

0000 Clear Transparent	9T00 Yellow Transparent	3T01 Amber Transparent	5T00 Orange Transparent	4T00 Green Transparent	3T38 Walnut Transparent	3T23 Burnt Umber Transparent	3T55 Pecan Transparent	3T28 Van Dyke Transparent	6T07 Lt. Mahogany Transparent	7T05 Cordovan Transparent	7T09 Mahogany Transparent
------------------------	-------------------------	------------------------	-------------------------	------------------------	-------------------------	------------------------------	------------------------	---------------------------	-------------------------------	---------------------------	---------------------------

## Powders - Primary Colors

8000 White	8001 Beige / Pickle	2000 Blue	4000 Green	9000 Yellow	6000 Red	5000 Orange	3023 Burnt Umber	5001 Burnt Sienna	3017 Raw Umber	7003 Dark Red Mahogany	1000 Black
------------	---------------------	-----------	------------	-------------	----------	-------------	------------------	-------------------	----------------	------------------------	------------

# Burn-In Sticks & Powders

## Burn-In Stick / Gloss

**Standard Colors**

**Code #:** 6G-XXXX

Traditional glossy style stick. Excellent flow & incredible adhesion. A topcoat is recommended.



## Burn-In Stick / Flat

**Standard Colors**

**Code #:** 6F-XXXX

Ideal for 5 to 50 sheen finishes. Does not shatter or gloss up when finished over. A clear topcoat is recommended to protect repair.



**Electric Knife**

**Code #:** 6-1005 Electric Knife w/ Blade  
**Code #:** 6-1005B Replacement Blade  
**Code #:** 6-10HC Heat Control Unit

\* Assortments - Please see Rep or Price List

## Burn-In Lubrication



**4 oz**  
**Code #:** 6-2004

Used in conjunction with either Gloss or Flat stick. After you melt color into fill area.

Apply medium amount of lube around filled area. Use Hot Burn-In Knife to remove color.

Visit [www.finishrepair.com](http://www.finishrepair.com) for a demo.


**Oven (Heater)**



**Code #:** 6-1001 Oven (Heater)

**Code #:** 6-100E Element

**Burn-In Knives**



**A.** **Code #:** 6-1002A

**B.** **Code #:** 6-1002B

## Powders - Pigmented

**Standard Colors**

**Size:** 1 oz

**Code #:** 10-XXXX

**Metallic Colors**

**Size:** 1 oz

**Code #:** 10-XXXX

**Kids Colors**

**Size:** 1 oz

**Code #:** 10-KXXXX

**Primary Colors**

**12 Primary Colors - 1 oz**

**Code #:** 10-121-P

**12 Most Popular Colors - 1 oz**

**Code #:** 10-121



**Powder Solution**  
**Code #:** 10-0032

**Blending Sheets**  
**Code #:** 10-B55P

**Artist Brushes**  
 \* Please see Rep

Used in conjunction with our Frenching Solution, you can match any finish and bring in the color that is desired. Apply with a brush or padding pad. Sold by volume measure.



# Epoxy Sticks / Putty / Edge Stick

## Epoxy Sticks

### 4 Standard colors

Code #: 8-XXXX

Cure time is 5 to 10 minutes and should be able to sand in 15 - 30 minutes.

### 5 Specialty colors

Code #: 8-XXXX

Cure time is 20 to 30 minutes and should be able to sand in 45 - 60 minutes.

**Wood 2 Component Epoxy** ( A & B ) that can be sanded, chiseled, bored, & screwed. Perfect for broken carvings, dented corners, or gouges in paneling. These colors can be mixed together or you can use our 48 Powder colors to achieve desired color.



### Aluminum Epoxy Stick

Code #: 8-100A

### Steel / Metal Epoxy Stick

Code #: 8-100S

### Plastic Epoxy Stick

Code #: 8-800P



**2 Component Epoxy** ( A & B ) that can be sanded, chiseled, bored, & screwed. Ideal to use on substrates that have been Powder Coated. Please test for adhesion on your product line. Cure time is 5 to 7 minute work-life. **Aluminum & Steel** full cure is 60 - 90 minutes. **Plastic** full cure could be between 2 - 3 hours.

## Install Series - Finish Putty



* 8000 White	* 8016 Eggshell	8018 Oriental Ash	8017 Beige	3011 Light Walnut	* 3014 Med. Brown Walnut	6008 Light Red Mahogany	* 3015 Nutmeg
* 9020 Raw Sienna	* 3052 Medium Walnut	5004 Reddish Maple	4001 Forest Green	* 3019 Light Brown	3038 Walnut	* 3037 Medium Brown	* 5009 Cherry
* 7003 Dark Red Mahogany	7005 Cordovan Mahogany	3016 Perfect Brown	* 3054 Dark Brown	3021 Extra Dark Walnut	3008 Dark Walnut	3028 Van Dyke Brown	* 1000 Black

### Standard 24 Colors

Code #: 13-XXXX-1 1 oz

Code #: 13-XXXX-4 4 oz

Assortment	
*12 Colors - 1oz	Code: 13-12-1
Assortment	
*12 Colors - 4oz	Code: 13-12-4

A simple to use finger filler (Soft Fill Stick). Designed to be used on *finished* wood to fill nail holes, miter joints and cabinet seams. Excellent for millwork jobs. We recommend using a Sealer or Topcoat to lock down filler. Not recommended to use before finishing. (Formerly Putty) Wax based!



## Edging Sticks



8000 White	3011 Light Walnut	3045 Fiesta	3052 Medium Walnut
3019 Light Brown	5009 Cherry	7003 Dark Red Mahogany	7005 Cordovan Mahogany
3016 Perfect Brown	3054 Dark Brown	3021 Extra Dark Walnut	1000 Black

### Standard Colors

Code #: 7-XXXX

Assortment	
All 12 Colors	
Code: 7-12	

Used for edging sand-throughs on chairs and tables. Excellent for distressing or antiquing. Always use protection coat to lock in color.



## Graining Pencils



0935 Black	0943 Burnt Ochre	0914 Cream
0937 Tuscan Red	0942 Yellow Ochre	0947 Dark Umber
0941 Light Umber	0948 Sepia	0944 Terra Cotta

### Standard Colors

Code #: 7-GXXXX

Assortment	
All 9 Colors Shown	
Code: 7-G9	
Assortment	
120 Colors (All)	
Code: 7-G120	

Used to duplicate or replace grain in areas that are finished or unfinished. Soft and Smooth. Always use a protection coat to lock in color.



# Adhesives

## CA Glues

### Adhesive Glues

<b>Thin</b>	<b># 1</b>
<b>Medium</b>	<b># 2</b>
<b>Thick</b>	<b># 3</b>

Size	Code #
2 oz	9-X002
4 oz	9-X004
8 oz	9-X008
16 oz	9-X016

\*Example: Medium 2 oz Glue  
9-2002

### Activators

#### Pump

Size	Code #
2 oz	9-5002
8 oz	9-5008
32 oz	9-5032

#### Aerosol Can

Size	Code #
12 oz	9-5012

### Debonder

Size	Code #
4 oz	9-6004



#### What is it?

The term "CA" is short for Cyanoacrylate, a one-part instant cure adhesive. A chemical synthesis process produces Cyanoacrylates by changing acetate to an acrylate. This process also includes the first purification step for making Cyanoacrylates. CA Glues Cyanoacrylate is then further distilled until this crude acrylate becomes a Cyanoacrylate monomer that is at least 99.5% pure. This high purity level gives CA Glues superior cure strength, reduces cure times, and helps increase stability and shelf life. CA Glues are surface insensitive formulated to provide bonding on a wide variety of materials without primers. CA Glues are **Made in the USA**.

If you are using our competitors CA Glues, please contact us by Phone, E-mail, or Fax for the cross reference to our code numbers.

## CA Accessories

### Tops / Caps

Packed	Code #
2	9-T002



### Pumps

Packed	Code #
2 oz	9-P002
8 oz	9-P008



### Applicators

Packed	Code #
Each	9-A025



### Squeeze Bottle Kit

Packed	Code #
Each	9-SB02



# Aerosol Dye Toners



Transparent Dye Toners (Industrial Blend) are designed to help you blend your finishes that are inconsistent from each other or just off color. Clean look. This base is our standard flow that works excellent compared to our Competitor. Apply 3 to 5 mils wet. Always Test for Adhesion and Interior Use Only.



**Assortment**  
\* 12 Colors (Most Popular)  
Code: 4D-12

**Assortment**  
\* + \*\* 24 Colors  
Code: 4D-24

**Assortment**  
All 48 Colors  
Code: 4D-48

Dye Toner Code #: 4D-XXXX

 <b>*9105</b> Clearly Maple	 <b>S488</b> Yellow Toner Up	 <b>**S322</b> Light Pecan	 <b>**S002</b> Pine Natural	 <b>S007</b> Amber	 <b>9018</b> Wheat	 <b>**9002</b> Colonial Maple	 <b>**S321</b> Light Oak
 <b>S415</b> Lt. Golden Oak	 <b>*9016</b> Golden Oak	 <b>S220</b> Dk. Golden Oak	 <b>*3023</b> Burnt Umber	 <b>S207</b> Med. Brown Walnut	 <b>S020</b> Dark Walnut	 <b>S249</b> Perfect Brown	 <b>S355</b> Med. Oak/Tavern Pine
 <b>S352</b> Lt. Walnut / Colonial	 <b>3004</b> Cherry Brown	 <b>S351</b> Walnut / Dark Oak	 <b>**3009</b> Dark Walnut Oak	 <b>7001</b> Red Dark Walnut	 <b>*S383</b> Red Dark Walnut	 <b>*3016</b> Perfect Brown	 <b>S021</b> Universal Walnut
 <b>**3018</b> Universal Walnut	 <b>**S353</b> Van Dyke Walnut	 <b>*S209</b> Extra Dark Walnut	 <b>3021</b> Extra Dark Walnut	 <b>5004</b> Reddish Maple	 <b>**3057</b> Continental Tapestry	 <b>S318</b> Cherry Red Mahog.	 <b>S382</b> Natural Cherry
 <b>*S408</b> Cherry	 <b>S354</b> Brown Fruitwood	 <b>**6002</b> Fiddletone Cherry	 <b>**3029</b> Village Tapestry	 <b>3040</b> Brown Cherry Fiddletone	 <b>S273</b> Modern Mahogany	 <b>*S229</b> Brown Mahogany	 <b>*7004</b> Brown Mahogany
 <b>*7003</b> Dk. Red Mahogany	 <b>6035</b> Red Brown Mahog.	 <b>*S227</b> Dk. Red Mahogany	 <b>**7005</b> Cordovan Mahogany	 <b>*3020</b> Warm Brown	 <b>S384</b> Deep Red Mahog.	 <b>*3012</b> Maison Brown	 <b>**1000</b> Black

\* If you have a Competitors Aerosol Dye Toner, please see all color that start with SXXX. It could compare or match desired color needed. Call us if your not sure because we would be glad to help you!

# Aerosol Pigmented Toners



Semi-Transparent Pigmented Toners (Industrial Blend) are designed to help you blend your finishes that are inconsistent from each other or just off color. Muddy look.

Apply 3 to 5 mils wet. Always Test for Adhesion and Interior Use Only. *Caution:* Please apply lightly because pigments can hide grain pattern. This base is our standard flow that works excellent compared to our Competitor.



















































**Assortment**  
\* 12 Colors (Most Popular)  
Code: 4P-12

**Assortment**  
\* + \*\* 24 Colors  
Code: 4P-24

**Assortment**  
All 48 Colors  
Code: 4P-48

## Pigmented Toner

Code #: 4P-XXXX

 <b>*S202</b> White Wash	 <b>**S323</b> Champagne Frost	 <b>**S303</b> Beigetone / Pickle	 <b>8005</b> Provincial White	 <b>8103</b> Attic Heirloom White	 <b>S341</b> Parchment	 <b>*S324</b> Pickle Frost	 <b>S222</b> Blonde
 <b>S106</b> Warm Tan	 <b>S326</b> Amber	 <b>S206</b> Light Walnut	 <b>**S240</b> Colonial Maple	 <b>S300</b> Fontana New	 <b>**S234</b> Med. Dark Walnut	 <b>S357</b> Med. Brown Maple	 <b>**S205</b> Medium Walnut
 <b>*S435</b> Burnt Umber	 <b>9043</b> Rock Maple	 <b>*S411</b> Nutmeg	 <b>*S408</b> Cherry	 <b>**S505</b> Pine Ranch	 <b>*S359</b> Cherry Brown	 <b>**S478</b> Van Dyke Brown	 <b>S504</b> Winterset Pine
 <b>S020</b> Dk Oak/Tavern Pine	 <b>S522</b> Statesman Oak	 <b>S207</b> American Walnut	 <b>S325</b> Light Pine	 <b>*S249</b> Perfect Brown	 <b>**S356</b> Charter Oak	 <b>*S388</b> Cherry Fruitwood	 <b>S353</b> Dk. Van Dyke Brown
 <b>*S249</b> Perfect Brown	 <b>**S143</b> Raw Umber	 <b>*S209</b> Extra Dark Walnut	 <b>**S218</b> Lt. Red Mahogany	 <b>*S160</b> Cherry Fiddletone	 <b>3056</b> Chestnut Brown	 <b>**S208</b> Reddish Maple	 <b>S386</b> Med. Red Mahogany
 <b>S387</b> Med. Brown Mahogany	 <b>S372</b> Rouge	 <b>*S229</b> Brown Mahogany	 <b>7004</b> Brown Mahogany	 <b>S227</b> Dk. Red Mahogany	 <b>*S385</b> Cordovan Mahogany	 <b>6038</b> Attic Heirloom Red	 <b>**7028</b> Cherry Newport

\* If you have a Competitors Aerosol Pigmented Toner, please see all color that start with SXXX. It could compare or match desired color needed. Call us if your not sure because we would be glad to help you!



# Sealers & Blush Control

## Sanding Sealers - Nitrocellulose



### Fast Dry

**Aerosol Code #:** 3-1000

Formulated for quick drying and easy sanding. Ideal for production lines / cabinet shops / or a quick touch-up. Interior Use Only / Apply 3 - 5 mils wet

Sand 280 / 320



### Dead Flat

**Aerosol Code #:** 3-10DF

For flat and dead flat finishes. Sheen on the sealer is 5 - 8 sheen. Flattening agent mixes perfectly and is easy to sand. Interior Use Only / Apply 3 - 5 mils wet

Sand 280 / 320



### Heavy Body

**Aerosol Code #:** 3-10HB

Quick drying & easy to sand. Designed for medium high solids and performs perfect with all of our lacquers. Interior Use Only / Apply 3 - 5 mils wet

Sand 280 / 320



### Burn-In

**Aerosol Code #:** 3-10BS

Designed to eliminate halos or sheen differences caused by Burn-In Sticks (Gloss). Light sand with 320 or 400 grit to minimize scratching on repair. Interior Use Only / Apply 3 - 5 mils wet

Sand 320 / 400



### Heavy Body - Flat

**Aerosol Code #:** 3-10HB

Finishes that need to have High Solids, Excellent Flow, Quick Build, & Flawless atomization. For maximum results use Professional Topcoat Lacquer. Interior Use Only / Apply 3 - 5 mils wet

Sand 280 / 320



### Wash Coat

**Aerosol Code #:** 3-200W

Very low in solids to lay down just a little sealer.

Interior Use Only / Apply 3 - 5 mils wet

Sand 280 / 320

## Sanding Sealer - Vinyl



### Vinyl

**Aerosol Code #:** 3-2000

*Light or Natural finishes* Use Vinyl Sealer with C.A.B. Topcoats for a true non-yellowing finish. Interior Use Only / Apply 3 - 5 mils wet

Sand 280 / 320

## Sanding Sealer - Precat



### Precat

**Aerosol Code #:** 3-3000

Excellent flow and adhesion. Use with our Pre-Cat Lacquers. Easy to sand. Interior Use Only / Apply 3 - 5 mils wet

Sand 280 / 320

## Clear - Blush Remover

### Blush Remover

**Aerosol Code #:** 3-4000

Opens the finish and allows the trapped moisture (White / Blush) to escape. Apply wet for 10 - 30 minutes to see results. Interior Use Only / Apply 3 - 5 mils wet



### Blush Remover (+)

**Aerosol Code #:** 3-400P

(+) is formulated to stay open even longer. Opens the finish and allows the trapped moisture (White / Blush) to escape. Apply wet for 10 - 30 minutes to see results. Interior Use Only / Apply 3 - 5 mils wet



# Aerosol Topcoats

## Sheens

Gloss	90
Semi-Gloss	60
Satin	30
Mid Satin	20
Flat	10
Dead Flat	05



## Understanding Sheens

(Gloss = 90) is like a mirror & the lower the number will give you less reflection (Flat = 10).

## Ordering Information

Example:

Aerosol Can: Extra Flow - Flat

1. Choose Type 2. Choose Sheen

Aerosol Code: 3-1010

## Clear Topcoat - Nitrocellulose / Industrial



### Extra Flow

Aerosol Code #: 3-10XX

Designed for an orange peel free finish with no rubbing. Best used when a flawless finish is desired.

Medium Solids / Medium Build. Interior Use Only / Apply 3 - 5 mils wet

### Flow-Out

Aerosol Code #: 3-F0XX

Use to eliminate over spray from spot repairs or smooth and level a finish that has become orange peeled. Ideal for minor repair and you need just a touch of Topcoat. Low solids / Low Build. Interior Use Only / Apply 3 - 5 mils wet

### Available Sheens

Gloss (90) | Semi-Gloss (60) | Satin (30) | Mid Satin (20) | Flat (10) | Dead Flat (05)

### High Solids

Aerosol Code #: 3-1HXX

High Solids, Excellent Flow, Quick Build, & Flawless atomization. For maximum results use Professional Sealer. Ideal for chairs or repairing from white wood. Interior Use Only / Apply 3 - 5 mils wet

## Clear Topcoat - Nitrocellulose / Premium



### Premium Blend

A low solids and high solids blend nitrocellulose lacquer designed to achieve excellent flow over most lacquer based finishes.

Pick from one of seven sealers to achieve your ideal results. The nozzle ( fan ) has a soft spray that atomizes to minimize over spray.

Low Solids - Premium Blend (LS)

Aerosol Code #: 3-PLS-XX

High Solids - Premium Blend (HS)

Aerosol Code #: 3-PHS-XX

### Available Sheens

Gloss (90) | Semi-Gloss (60) | Satin (30) | Mid Satin (20) | Flat (10) | Dead Flat (05)



# Aerosol Topcoats

## Clear Topcoat - Precat



### Extra Flow

**Aerosol Code #:** 3-30XX

Designed for an orange peel free finish with no rubbing. Best used when a clean hard finish is desired. You must use a Precat or Vinyl sealer.

Interior Use Only / Apply 3 - 5 mils wet

#### Available Sheens

**Gloss (90) | Semi-Gloss (60) | Satin (30) | Mid Satin (20) | Flat (10) | Dead Flat (05)**

### High Solids

**Aerosol Code #:** 3-3HXX

Finishes that need to have High Solids, hard finish, excellent flow, & quick build. You must use a Precat or Vinyl Sealer.

Interior Use Only / Apply 3 - 5 mils wet

### Flow-Out

**Aerosol Code #:** 3-3FXX

Use to eliminate over spray from spot repairs or smooth & level a finish that has become orange peeled. Low Solids / Low Build. You must use a Precat or Vinyl Sealer. Interior Use Only / Apply 3 - 5 mils wet

## Clear Topcoat - C.A.B. Finish



### Extra Flow

**Aerosol Code #:** 3-20XX

Designed for an orange peel free finish with no rubbing. Best used when a flawless finish is desired. You must use a vinyl sealer for maximum non yellowing! Interior Use Only / Apply 3 - 5 mils wet

#### Available Sheens

**Gloss (90) | Semi-Gloss (60) | Satin (30) | Mid Satin (20) | Flat (10) | Dead Flat (05)**

### High Solids

**Aerosol Code #:** 3-2HXX

High Solids, Excellent Flow, Quick Build, & excellent atomization. You must use a Vinyl Sealer for maximum non yellowing! Interior Use Only / Apply 3 - 5 mils wet

### Flow-Out

**Aerosol Code #:** 3-2FXX

Use to eliminate over spray from spot repairs or smooth and level a finish that has become orange peeled. You must use a Vinyl Sealer for maximum non yellowing! Low Solids / Low Build. Interior Use Only / Apply 3 - 5 mils wet

## Clear Topcoat - UV Repair



**Aerosol Code #:** 3-UVXX

Formulated to adhere to most UV Finishes. \* See **Suggestions** on testing our product over your UV to the right.

Please note this product was designed to assist when doing touch-up and repair on UV Finishes. It will never have the same properties as the original UV Finish!

1. **Scuff Sand**
2. **Spray UV Repair**
3. **Curing**
4. **Adhesion Test**

#### Available Sheens

**Gloss (90) | Semi-Gloss (60) | Satin (30) | Mid Satin (20) | Flat (10) | Dead Flat (05)**

## Suggestions

Scotch Brite (Grey) or Steel Wool (4/0).

Spray 3 to 5 mils wet over that has been scuffed sanded.

Please allow 3 to 5 days before testing for adhesion on your UV.

You can use a cross hatch or a nickel to test. We can not guarantee adhesion.

Customer must make own decision and assumes all liability for any defects or claims.



# Aerosol Specialty

## Metallic Finish



**Aerosol Can**  
Code #: 3-XXXX

<b>M778</b> Superfine Pearl White	<b>M623</b> Fine Brilliant	<b>M242</b> Extra Brilliant	<b>M006</b> Bright Silver
<b>M106</b> Piano Gold	<b>M014</b> Bright Gold	<b>M52R</b> Gold Rich Pale	<b>M40D</b> Deep Gold
<b>M00F</b> Fire	<b>M40P</b> Pale	<b>M40C</b> Copper	<b>MT44</b> Tiffany

Designed to work with decorative finishes that have a gold or silver look. This is manufactured with an acrylic topcoat ( one step ). Apply over our background colors. Interior Use Only / Apply 3 to 5 mils wet - Always Test



## Scratch Remover



**Aerosol Can**  
Code #: 3SR-XXXX

<b>9012</b> Natural	<b>9016</b> Golden Oak	<b>7010</b> Mahogany	<b>3038</b> Walnut
------------------------	------------------------------	-------------------------	-----------------------

Covers scratches on most wood finishes. Scratches will disappear as long as the scratch has not reached the white wood. If the scratch turns black, your scratch has reached white wood. Interior Use Only & Wipe clean with cloth.



## Glaze Stain



**Aerosol Can**  
Code #: 3G-XXXX

<b>8000</b> White	<b>3028</b> Van Dyke Brown	<b>3017</b> Raw Umber
<b>7003</b> Dark Red Mahogany	<b>3021</b> Extra Dk. Walnut	<b>1000</b> Black

Glaze designed to help you apply glaze without the headache of needing a quart and brush. Perfect for cabinet doors, furniture, and edge repair. Interior Use Only. \* Allow 1 - 2 hours before apply Sealer or Topcoat.



## Blocker



Neutralize  
**Red**

**420P**  
Blue  
Pigment

Code #: 3-420P

Neutralize  
**Red**

**440P**  
Green  
Pigment

Code #: 3-440P

Neutralize  
**Green**

Warm Up  
**Brown**

**450P**  
Orange  
Pigment

Code #: 3-450P

Neutralize  
**Green**

Warm Up  
**Brown**

**450D**  
Orange  
Dye

Code #: 3-450D

Aerosol Blocker colors without having to wash down, strip, or refinish. Blocker toners can warm up, cool down, neutralize red and greens, and correct areas of concern. The above color chips with descriptions will help guide you. Please do testing before using on entire finish. Interior Use Only / 2 to 3 mils wet.



# Aerosol Paints

## Basecoats (Paint)



**Assortment**  
All 12 Colors  
Code: 3B-12

### Aerosol Can

Code #: 3B-XXXX

<b>8000</b> White	<b>8052</b> Off White	<b>8028</b> Heirloom Ant. White	<b>8011</b> Cream	<b>9008</b> Torreón	<b>3049</b> Teak
<b>3034</b> # 573 Med. Tan	<b>3057</b> Continental	<b>3035</b> Leather Brown	<b>3056</b> Chestnut Brown	<b>3039</b> Walnut Sienna	<b>3038</b> Walnut

Used for coloring all types of wood substrates. You must use a Topcoat, Enamel, or Protection coat. Apply a glaze before Topcoating to achieve an antique or faux finish look. Interior Use Only / Apply 3 - 5 mils wet.



## Enamel (Paint) & Primer



White

**C.A.B. Gloss** 8090  
**C.A.B. Semi-Gloss** 8060  
**C.A.B. Satin** 8030  
**C.A.B. Flat** 8010  
**Primer** 800P



Black

**Gloss** 1090  
**Semi-Gloss** 1060  
**Satin** 1030  
**Flat** 1010  
**Primer** 100P

### Aerosol Can - Lacquer Base

Code #: 3E-XXXX

### Aerosol Can - Pre-Cat Base

Code #: 3E-3XXXX

Easy Flow ( Opaque / Paint ) color. Excellent coverage, sheen, & color depth. Use over Basecoats, Primers, or Sanding Sealers. Sand Primer with 320 to 400 grit sandpaper. Always check Adhesion & Interior Use Only / Apply 3 - 5 mils wet.




## Kids Colors (Paint)

### Aerosol Can

Code #: 3-KXXXXX



<b>8000</b> White	<b>8214</b> Shell	<b>9159</b> Sunflower	<b>9233</b> Pale Yellow	<b>9160</b> Mustard	<b>4049</b> Sea Grass	<b>4048</b> Sour Apple	<b>4000</b> Green
<b>4088</b> Bright Green	<b>4089</b> Turtle Green	<b>2034</b> Surf Blue	<b>2031</b> Sky Blue	<b>2088</b> Toy Blue	<b>2099</b> Pale Blue	<b>2300</b> Parker Blue	<b>2033</b> True Blue
<b>7036</b> Lilac	<b>7088</b> Mara Purple	<b>7089</b> Carlee Purple	<b>7035</b> Grape	<b>6103</b> Cotton Candy	<b>6101</b> Watermelon	<b>6104</b> Flamingo	<b>5084</b> Tangerine



Designed for wood and laminate paint finishes. The base is formulated to adhere to most surfaces, but always check for Adhesion and scuff sand with 320/ 400 grit sand paper. Interior Use Only / Apply 3 - 5 mils wet.



# Touch-Up Kits

## Plastic Tube Kit w/ Tube Liner

### Components for Kits

Code #: 16-PT-XXXX

- 1 = (A.) Abrasive Pad
- 1 = (C.) Cloth / Microfiber small
- 1 = (S.) Scraper / Plastic Blade
- 1 = (F.) Fill Stick
- 1 = (MF.) Marker - Felt
- 1 = (MG.) Marker - Graining
- 1 = (MV.) Marker - Valve
- 1 = (E.) Epoxy Stick 1/4inch
- 1 = (PT.) Plastic Tube w/ Cap
- 1 = (W0XX) 1 of 25 Tube Liners
- 1 = (CDXX) Custom Design Liner

A typical Plastic Tube Kit is made up these components:

#### Wood Finish

A | S | F | MF | PT | Tube Liner

#### Paint Finish

A | S | F | MV | PT | Tube Liner



25  
Stock Tube  
Liners

## Clamshell - S or L Economy Y<sub>(Yellow)</sub>

### Components for Kits

Packaging - Clamshell Small

Code #: 12-CS-XXXX

Packaging Clamshell Large

Code #: 12-CL-XXXX

Packaging Envelope Y

Code #: 12-EY-XXXX

- 1 = (A.) Abrasive Pad
- 1 = (C.) Cloth / Microfiber small
- 1 = (S.) Scraper / Plastic Blade
- 1 = (F.) Fill Stick
- 1 = (MF.) Marker - Felt
- 1 = (MG.) Marker - Graining
- 1 = (MV.) Marker - Valve
- 1 = (E.) Epoxy Stick 1/4inch

A typical Clamshell or Economy Kit is made up these components:

#### Wood Finish

A | S | F | MF | \* Choose Packaging

#### Paint Finish

A | S | F | MV | \* Choose Packaging



25  
Stock Tube  
Liners

25  
Stock Tube  
Liners

25  
Stock Tube  
Liners

# Touch-Up Tube Kits



Finish Repair

Your Finish # and or Collection Name

Liner #: **W001**



Finish Repair

Your Finish # and or Collection Name

Liner #: **W002**



Finish Repair

Your Finish # and or Collection Name

Liner #: **W003**



Finish Repair

Your Finish # and or Collection Name

Liner #: **W004**



Finish Repair

Your Finish # and or Collection Name

Liner #: **W005**



Finish Repair

Your Finish # and or Collection Name

Liner #: **W006**



Finish Repair

Your Finish # and or Collection Name

Liner #: **W007**



Finish Repair

Your Finish # and or Collection Name

Liner #: **W008**



Finish Repair

Your Finish # and or Collection Name

Liner #: **W009**



Finish Repair

Your Finish # and or Collection Name

Liner #: **W010**



Finish Repair

Your Finish # and or Collection Name

Liner #: **W011**



Finish Repair

Your Finish # and or Collection Name

Liner #: **W012**



Finish Repair

Your Finish # and or Collection Name

Liner #: **W013**



Finish Repair

Your Finish # and or Collection Name

Liner #: **W014**



Finish Repair

Your Finish # and or Collection Name


Liner #: **W015**



Finish Repair

Your Finish # and or Collection Name

Liner #: **W016**



Finish Repair

Your Finish # and or Collection Name

Liner #: **W017**



Finish Repair

Your Finish # and or Collection Name

Liner #: **W018**



Finish Repair

Your Finish # and or Collection Name

Liner #: **W019**



Finish Repair

Your Finish # and or Collection Name

Liner #: **W020**



Finish Repair

Your Finish # and or Collection Name

Liner #: **W021**



Finish Repair

Your Finish # and or Collection Name

Liner #: **W022**



Finish Repair

Your Finish # and or Collection Name

Liner #: **W023**



Finish Repair

Your Finish # and or Collection Name

Liner #: **W024**



Finish Repair

Your Finish # and or Collection Name

Liner #: **W025**

\* Please choose the desired Tube Liner # (**WXXX**) you would like us to print your Touch-Up Kit with. You can replace our logo with your logo at no extra charge. \*\*We can also use your own pictures.



# Custom Color Match

## Markers

Description	Code #	QTY Minimum
Felt - Series 1	CM1-1XXXX	24
Felt - Series 2	CM1-2XXXX	24
Felt - Series 3	CM1-3XXXX	24
Valve - Exterior	CM1-ETXXXX	24
Valve - Pigmented	CM1-4XXXX	24
Valve - Basecoat	CM1-BXXXX	24
Valve - Glaze	CM1-GXXXX	24
Valve - Enamel	CM1-EXXXX	24
Valve - Kids	CM1-KXXXX	24
Valve - Metallics	CM1-MXXXX	24
Felt - UV Series 1	CM1-UV-1XXXX	24
Felt - UV Series 2	CM1-UV-2XXXX	24
Felt - UV Series 3	CM1-UV-3XXXX	24

## All Other Touch-Ups

Description	Code #	QTY Minimum
Fill Sticks	CM2-XXXX	48
Fill Sticks - Kids Colors	CM2K-XXXX	48
Powder Sticks	CM7B-XXXX	48
Burn-In Sticks - Gloss	CM6G-XXXX	48
Burn-In Sticks - Flat	CM6F-XXXX	48
Powders - 1 oz	CM10-XXXX-1	36
Powders - 16 oz	CM10-XXXX-16	12
Powders Metallic - 1oz	CM10-MXXXX-1	36
Powders Metallic -16oz	CM10-MXXXX-16	12
Powders Kids - 1oz	CM10-KXXXX-1	36
Powders Kids - 16oz	CM10-KXXXX-16	12
Install Series - 1 oz	CM7-XXXX-1	36
Install Series - 4 oz	CM7-XXXX-4	24
Edging Sticks	CM8-XXXX	48

## Aerosol Cans

Description	Code #	QTY Minimum
Industrial Toner - Dye	CM4D-XXXX	24
Industrial Toner - Pig.	CM4P-XXXX	24
Metallic Finish	CM3M-XXXX	24
Glaze Stain	CM3G-XXXX	24
Basecoats	CM3B-XXXX	24
Enamel (Paint)	CM3E-XXXX	24
Kids Colors (Paint)	CM3K-XXXX	24



If you have a color match that was made by a Competitor, please send us a color panel and their match. We will evaluate their match and give you a quote back at no charge. In most cases we can save you time and money.\* On all Custom Color Matches we reserve to the right to ship 10% over or under the quantity ordered.



